

*The
Little Homestead*

*Vegitables, Herbs
and Flowers
for the Home
and
Market Gardener*

*Plant Catalogue
2012*

Mulino, Oregon

The Little Homestead, my small farm business, was founded in 2008. I grow a wide variety of row crops to supply my farm's CSA (Community Supported Agriculture) program, as well as other customers and clients, with fresh vegetables, herbs, greens, fruit and berries.

Many of the crops I grow on my farm are types or varieties of plants that you won't find at your local garden center. From unusual asian greens to rare heirloom peppers, you're sure to find plants to stock a world class gourmet kitchen garden.

But a great garden doesn't just fill the belly and tantalize the taste buds, it should enrich the soul and add beauty to one's home. To that end, many of the edible plants in the catalogue also can add wonderful elements of design, color and texture to your garden. Did you know that some of the common flowering plants you see are also edible? You'll find some of those in the flower and ornamental selection in this catalogue as well.

So come on in, browse the catalogue and if you see something you like, come on out to the farm!

Farm tours and visits by appointment. Farmstand will be opening to the public beginning in May. Please call or email for details. You may also sign up for the farm's CSA program and e-newsletter.

For regular updates on farm events, births, harvests, and other interesting farm info visit the farm on Face Book - <http://www.facebook.com/pages/The-Little-Homestead/137416766342599>

The farm is also listed with www.localharvest.org just search for The Little Homestead.

Joanne Rigutto

The Little Homestead

email loiosh@molalla.net :: joannerigutto@gmail.com

Office (503) 829-2008 :: Cel (503) 431-9985

Business hours 9:00am ~ 5:00pm daily

27948 S HWY 213, Mulino, Oregon 97042

About this catalogue and how to buy the plants offered.

You'll find more information in this catalogue than you will in many others, be they seed or plant catalogues. I do this in the interest of transparency, and also in order to provide you with enough information to not only be able to plant the plants you buy from me, but so that those plants will thrive and provide you with beauty and wonderful edibles.

Seeds. The foundation of any good garden or farm are the seeds. I source seed from many different suppliers. Some are heirloom, some are hybrids either from heirloom plants or more recently developed varieties. In this catalogue, you'll find the seed supplier listed for each plant, along with the supplier's website and where possible the information that they have for that plant, whether it's an heirloom, hybrid, open pollinated, etc..

I also include information about planting, spacing, and types of crops you can get from the plant. Did you know that many plants will provide you with multiple types of crops? It's true. A great number of plants can be harvested in such a way that they will provide you with an extended harvest as well as different types of foods as they grow and mature to final harvest stage.

The type of container will vary with the type and size of the plant. For instance, I prefer to grow the artichoke and cardoon plants in 1 gallon containers, but offer lettuce and other plants grown for greens in plug form. I use 72 count plug trays, and you may buy plug plants by the plug or by the tray. If you purchase by the tray there is a deposit charge for the tray. If you bring the tray back you'll receive a refund or credit toward your next purchase, which ever suits you best.

How to purchase -

You may order via email, or you can make an appointment to come out to the farm. Beginning in April, the farmstand will be open to the public on weekends and some weekdays.

When ordering via email - please put Plant Order as the subject of your email. Include the types and quantities you'd like to purchase, your contact information (name, phone number, etc.), and when you'd like to pick up your plants. Pickup is available week days at the farm by appointment, but is subject to my schedule.

I do not ship out of state. Portland CSA members may pick up their plants when they come to the SE Portland pick up location to receive their CSA share.

If you would like to come out to the farm to browse through the plant selection in person, just send me an email or give a call for an appointment.

Payment - Cash or check on pickup only.

You can also order plants through Know Thy Food, a wonderful co-op in Portland. To join visit their website - www.knowthyfood.com/

Availability - The farm's nursery production, like it's row crop production, is seasonal, with the number and variety of plants changing from month to month and season to season. Availability lists are published on the farm's blog - www.ioannerigutto.wordpress.com - on a weekly schedule. I also post to my Face Book page daily about what's going on at the farm, plant availability, etc. Just send a friend request to Joanne Rigutto if you're a FB user.

Farms and Community Gardens - If you are a farm or a community garden manager I can provide you with plants at a discount rate on 4" pots and gallon containers. Please contact me for pricing and further details. I also offer custom, on demand seed starting.



Seed Supplier List and Information	6
Tomatoes	8
Peppers	9
Eggplant	12
Tomatillo	13
Celery and Celeriac	16
Cauliflower	17
Broccoli	18
Brussels Sprouts	19
Cabbages	20
Kohlrabi	21
Onions and Leeks	22
Lettuces and Other Greens From Around the World	23
Cucumbers	31
Melons	33
Summer Squash and Edible Gourds	34
Winter Squash and Ornamental Gourds	36
Garden Berries	37
Artichoke and Cardoon	39
Herbs	40
Flowers and Other Ornamental Plants	45
Notes on Popping Plugs, Planting and Growing Systems	51



Kitazawa Seed Company - www.kitazawaseed.com

Located in Oakland, California, Kitazawa has been a California based business for 94 years. They have, by far, the most extensive and interesting selection of asian greens and vegetables I've found.

Ferry Morse - www.ferry-morse.com

Available in stores and garden centers, Ferry-Morse supplies a wide variety of vegetable seeds that most gardeners are familiar with.

Victory Seeds - www.victoryseeds.com

Located in Molalla, Oregon, Victory Seeds has a wonderful selection of unusual and interesting garden plants.

Territorial Seeds - www.territorialseed.com

Located in Cottage Grove, Oregon, Territorial trials many plants. They have a wonderful selection of vegetables, herbs, and other seeds that you know will work in our area.

Baker Creek Heirloom Seed Company - www.rareseeds.com

Jere Gettle, owner and founder of Baker Creek, began saving and selling seed when he was a kid. They offer one of the widest selection of seed for both edible and ornamental plants from all over the world that I've ever come across. Their catalogue is one I really look forward to. They are one of my primary suppliers.

Seed Savers Exchange - www.seedsavers.org

From the Seed Savers Exchange mission statement - "Since 1975, Seed Savers Exchange members have passed on approximately one million samples of rare garden seeds to other gardeners. We are a non-profit organization of gardeners dedicated to saving and sharing heirloom seeds." 'Nuf said, and an organization that I proudly support.

Totally Tomatoes - www.totallytomato.com

Huge selection of tomato and pepper seed as well as seed for some unusual edibles like golden self blanching celery (gonna have to give that one a try).

Reimer Seed - www.reimerseeds.com

One of the first specialty seed companies I sourced from several years ago. I've been buying seed from Reimer for over 5 years.

Trade Winds Fruit Company - www.tradewindsfruit.com

Another of my first seed sources, Tradewinds doesn't just have unusual and hard to come by vegetable and herb seed, but a great selection of tropicals as well

Johnny's Selected Seeds - www.johnnyseeds.com

Long a staple of heirloom gardeners, Johnny's was founded in 1973. Based in Winslow, Maine, the company is employee owned.

New Dimension Seeds - www.newdimensionseed.com

A local company, located in Scapoose, New Dimension supplies unusual asian vegetable and greens seeds. You can find them online or purchase their seed at local garden centers such as Fred Meyer.

Ed Hume Seeds - www.humeseeds.com

I remember watching Ed Hume on the TV talking about gardening when I was a kid, and I don't think there's a store or garden center that doesn't carry his brand. I'm a fan of shopping the sales, early and late in the gardening season.

Lilly Miller Seeds - www.lillymiller.com


Another staple of the garden center seed rack, I've been using Lilly Miller seed ever since I was a kid. Their sales are held in conjunction with the Ed Hume sales.

Lake Valley - www.lakevalleyseed.com

Located in Boulder, Colorado, their seed is available at various local garden centers.

Mountain Valley Seed Company - <http://www.mvseeds.com/>

Located in Salt Lake City, Utah, Mountain Valley is a wholesale supplier of seed. They carry both conventional and organic seed for vegetables, herbs, grasses and flowers.



4" pots :: 1 gallon containers
Available May through July

Slicing Tomatoes

Plant - Anasas Noire - special order

Seed Source - Totally Tomatoes

Crop info - Large multi colored tomatoes - green, yellow, purple.

Transplant info - Allow 3' between plants and 6' between rows.

Plant Specs from the seed supplier - Indeterminate, 85 days. Do not water late in the day to prevent blights and other foliar diseases. Mulch to preserve water.

Plant - Black Russian

Seed Source - Totally Tomatoes

Crop info - Purple-black plum tomato

Transplant info - Allow at least 2' between plants and 6' between rows.

Plant Specs from the seed supplier - Indeterminate, 80 days. Do not water late in the day to prevent blights and other foliar diseases. Mulch to preserve water.

Plant - Black Prince

Seed Source - Baker Creek Heirloom Seeds

Crop info - Round, uniform 5 oz. tomatoes. Color is a deep blackish - chocolate brown, with good sweet and rich flavor. An heirloom from Irkutsk, Siberia.

Transplant info - Spacing 3' between plants and 5' - 6' between rows.

Plant - Black Krim

Seed Source - Baker Creek Heirloom Seeds

Crop info - Nice medium sized deep red-purple fruits with very good flavor.

Transplant info - 3' between plants and 5'-6' between rows.

Plant - Cherokee Purple

Seed Source - Baker Creek Heirloom Seeds

Crop info - Deep dusky purple-pink fruit, very good sweet flavor and large fruit.

Transplant info - Spacing 3' between plants and 5'-6' between rows. Stake, cage or trellis for support.

Plant Specs from the seed supplier - An old Cherokee Indian heirloom that predates 1890.

Plant - Purple Russian

Seed Source - Baker Creek Heirloom Seeds

Crop info - Egg shaped fruit, 6 oz., good flavor, purplish skin and flesh. Good for fresh eating, salsa and preserving.

Transplant info - Spacing 3' between plants and 5'-6' between rows.

Plant Specs from the seed supplier - Ukranian heirloom introduced into the USA in 1980, plants are very productive.

Plant - Mortgage Lifter

Seed Source - Baker Creek Heirloom Seeds

Crop info - Large pink to red skinned fruit with few seeds.

Transplant info - Space plants 3' apart and provide support with cage or trellis.

Plant Specs from the seed supplier - Also known as Radiator Charlie.

Plant - Henderson's Crimson Cushion - special order

Seed Source - Baker Creek Heirloom Seeds

Crop info - Crimson scarlet brother of "Ponderosa" tomato. Large fruit with thick flesh.

Transplant info - Space plants 3' apart and support with cage or trellis.

Plant Specs from the seed supplier - Possible progenitor of "Beefsteak" type tomatoes.

Plant - Carbon - special order

Seed Source - Reimer Seeds

Crop info - 12 oz. reddish black fruits often with green shoulders. Consistent winner in blind taste tests.

Transplant info - Space plants 3' apart and provide support with cage or trellis

Plant Specs from the seed supplier - One of the best tasting black tomatoes on the market. Indeterminate, 80 days from transplant.

Plant - Djena Lee's Golden Girl - special order

Seed Source - Baker Creek Heirloom Seeds

Crop info - Golden - Orange color. Flavor a balance of sweet and tart. Listed in Slow Foods Ark of Taste

Transplant info - Spacing 3' between plants and 5'-6' between rows

Plant Specs from the seed supplier - 76-80 days. Indeterminate.

Paste/Sauce Tomatoes

Plant - San Marzano

Seed Source - Totally Tomatoes

Crop info - Red plum paste tomatoe

Transplant info - Allow at least 2' between plants and 6' between rows.

Plant Specs from the seed supplier - Indeterminate, 80 days. Do not water late in the day to prevent blights and other foliar diseases, mulch to preserve water.

Plant - Roma

Seed Source - Totally Tomatoes

Crop info - Red paste tomato

Transplant info - Allow at least 2' between plants and 6' between rows

Plant Specs from the seed supplier - Indeterminate, 75 days. Do not water late in the day to prevent blights and other foliar diseases, mulch to preserve water.

Cherry/Grape/Currant Tomatoes

Plant - Reisenraube - special order

Seed Source - Totally Tomatoes

Crop info - Grape tomato, small red fruits have good flavor.

Transplant info - Space plants 18" - 24" apart in single rows or in 3 - 5 gallon containers.

Plant Specs from the seed supplier - Compact vines are strongly branched with good foliage.

Plant - Mexico Midget

Seed Source - Totaly Tomatoes

Crop info - Round 1/2" red tomatoes with intense flavor.

Transplant info - Space plants 18" apart in single rows or grow in 3 gallon containers.

Plant Specs - Good yields and the plant has delicate small leaves and a petite habit. Makes a very nice ornamental for containers.

Plant - Golden Nugget

Seed Source - Totally Tomatoes

Crop info - 1" round to oval, yellow fruits have good flavor.

Transplant info - Space plants 2' - 3' apart and provide support in the form of a cage or trellis.

Plant Specs from the seed supplier - Extra early fruiting.

Plant - Chocolate Cherry

Seed Source - Totally Tomatoes

Crop info - 1" diameter deep, dusky red to chocolate purplish color have a wonderful sweet/tart flavor. I have a hard time not eating the crop as I'm harvesting it.

Transplant info - Space plants 2' - 3' apart and provide support with cage or trellis.

Plant Specs from the seed supplier - Fruits are resistant to cracking and ripen off the vine well.

Plant - Wapsipinicon Peach - special order

Seed Source - Baker Creek Heirloom Seeds, Totally Tomatoes

Crop info - Light colored cream to yellow tomatoes. Fruit are 2" across with a slightly fuzzy skin as in a peach. Superb taste and texture.

Transplant info - Grow in container (3-5 gallon) or space 3' apart in rows.

Plant Specs from the seed supplier - Iowa heirloom named after the Wapsipinicon river.



4" pots :: 1 gallon containers
Available May through July

Sweet

Plant - Banana Bill

Seed Source - Totally Tomatoes

Crop info - Sweet long tapering fruits 6" long by 1" wide. Fruit matures to red color at which it's the sweetest.

Transplant info - Space plants 2' - 3' apart and rows 4' - 5' apart.

Plant Specs from the seed supplier - Disease resistant and high yielding.

Plant - Cherry Pick Hybrid

Seed Source - Totally Tomatoes

Crop info - Uniform 1.25" X 1.25" fruits. Fruits are dark green and mature to red. Let mature completely for pickled peppers.

Transplant info - Space plants 2'-3' apart and rows 4'-5' apart.

Plant Specs from the seed supplier - Vigorous high yielding plants are disease resistant.

Plant - Giant Marconi Hybrid

Seed Source - Totally Tomatoes

Crop info - Large tapered fruits reach 8" X 3" and mature as a red pepper. Good eaten green or red.

Transplant info - Space plants 2'-3' and rows 4'-5' apart.

Plant Specs from the seed supplier - Sweet smokey flavor, and withstands severe weather and disease.

Plant - Sheepnose Pimento

Seed Source - Totally Tomatoes

Crop info - 3" x 4" fruits are sweet and meaty. They are good for canning, freezing and eating fresh. Fruits store well under refrigeration.

Transplant info - Space plants 2'-3' and rows 4'-5' apart.

Plant Specs from the seed supplier - Plants are very productive.

Plant - Sweet Cayenne

Seed Source - Totally Tomatoes

Crop info - Fruit will grow up to 12" long and are crunchy and thin walled with good flavor are well suited to stirfry. Fruits mature green to red.

Transplant info - Space plants 2' - 3' and rows 4' - 5' apart.

Plant Specs from the seed supplier - Prolific plants.

Plant - Jimmy Nardello Sweet Italian Frying Pepper - Slow Food Ark of Taste selection

Seed Source - Baker Creek Heirloom Seeds, Territorial Seed Co.

Crop info - Fruits are long (8" - 10") and are fully mature when red.

Transplant info - Space plants 2' - 3' and rows 4' - 5' apart

Plant - Coban Sweet Pimiento

Seed Source - Baker Creek Heirloom Seeds

Crop info - Small pointed sweet fruit good cooked or raw.

Transplant info - Space plants 2' - 3' and rows 4' - 5' apart.

Plant Specs from the seed supplier - Heirloom from Coban, Guatemala.

Plant - California Wonder 300

Seed Source - Territorial Seed Co.

Crop info - Large, thick walled green fruits will ripen to red upon full maturity. Good for fresh eating or cooking/stuffing.

Transplant info - Space plants 18" apart in single rows.

Plant Specs from the seed supplier - Leafy habit protects from scalding. Also does well in cool growing environments.

Plant - Golden Star

Seed Source - Territorial Seed Co.

Crop info - Large yellow bell peppers.

Transplant info - Space plants 18" apart in single rows or plant in 3 - 5 gallon containers.

Plant Specs from the seed supplier - Sweet flavor great for fresh eating or frying. Fruits have very thick walls. Young peppers are green, mature peppers yellow. 62 days from transplant.

Plant - Purple Beauty

Seed Source - Territorial Seed Co.

Crop info - Large purple colored bell peppers

Transplant info - Plant 18" apart in single rows or grow in large, 3 - 5 gallon containers.

Plant Specs from the seed supplier - Full sun, likes plenty of heat. Resistant to tobacco mosaic virus. 70 - 75 days from transplant.

Hot

Plant - Holy Mole Hybrid

Seed Source - Totally Tomatoes

Crop info - Hot, but not too hot. Tapering fruits mature from green to deep warm brown. Distinctive but not overly hot, this chile is used in traditional Mole sauce. Use green fruits fresh or dry fully mature fruits.

Transplant info - Space plants 2' - 3' and rows 4' - 5' apart.

Plant - Pretty Purple

Seed Source - Totally Tomatoes

Crop info - Small extremely hot red fruits grow on one of the prettiest pepper plants I've had the pleasure to work with. This plant is great as both an ornamental and crop plant.

Transplant info - Space plants 2' - 3' and rows 4' - 5' apart or use as borders and grouped for color of foliage and fruits in ornamental beds.

Plant Specs from the seed supplier - Plant grows up to 30" tall.

Plant - Thai Hot

Seed Source - Totally Tomatoes

Crop info - Small, 2' - 3' long, tapered fruits turn red at maturity. Use fresh or dry for storage. Good for flavoring oriental dishes or chili.

Transplant info - Space plants 2' and rows 4'-5' apart. Plants are short and stocky at 8" and are suitable for container growing, using in borders of ornamental planting, etc.

Plant - Orange Thai

Seed Source - Totally Tomatoes

Crop info - Fruits are 2' - 2.5' long and tapered as in the Thai Hot. Harvest when bright orange and dry for storage.

Transplant info - Space plants 2' and rows 4'- 5' feet apart. Can also be grown in containers and used as a border plant or massed in ornamental plantings.

Plant Specs from the seed supplier - Plants will produce 2 crops if they mature early in the year.

Plant - Fish

Seed Source - Totally Tomatoes

Crop info - Very hot multicolored and striped fruits are considered by many to be the best variety used when cooking fish and shellfish.

Transplant info - Space plants 2' - 3' and rows 4' - 5' apart. Can be grown in containers and in borders or mass plantings as an ornamental plant.

Plant Specs from the seed supplier - 18" - 24" tall plants have decorative green, purple and white variegated foliage.

Plant - Birds Eye

Seed Source - Kitasawa Seed Co.

Crop info - Small red fruits are very hot and dry well for storage.

Transplant info - Space 18" - 24" apart in single rows or grow in 3-5 gallon containers.

Plant Specs from the seed supplier - Old variety from Sri Lanka.

Plant - Anaheim

Seed Source - Baker Creek Heirloom Seeds

Crop info - Long tapering fruit turns red at full maturity. Mildly hot with good flavor.

Transplant info - Space plants 2' - 3' and rows 3' - 4' apart.

Plant Specs from the seed supplier - Good yielding plants.



4" pots :: 1 gallon containers
Available May through July

Large

Plant - Twighlith Hybrid

Seed Source - Ed Hume

Crop info - Large meaty fruits with dark purple, almost black skin.

Transplant info - Space 3' apart in single rows or grow in 3 - 5 gallon containers.

Plant Specs - Plants are very productive and fruits are excellent for frying, baking, egg plant parmesan, etc.

Medium

Plant - Black Stem

Seed Source - Baker Creek Heirloom Seeds

Crop info - Ornamental, usually grown for its black stem and bright orange and yellow fruits used in flower arrangements.

Transplant info - Space plants 3' - 4' and rows 4' - 5' apart.

Plant Specs from the seed supplier - Can be grown in ornamental plantings and the stem/fruit harvested for flower arrangements.

Plant - Ping Tung - special order

Seed Source - Baker Creek Heirloom Seeds

Crop info - Growing up to 18" long by 2" across, these purple fruits are sweet and tender.

Transplant info - Space plants 2' - 3' and rows 4' - 5' apart.

Plant Specs from the seed supplier - Heirloom from Ping Tung, Tiwan

Plant - Goyo Kumba - special order

Seed Source - Baker Creek Heirloom Seeds

Crop info - Bright shiny red fruits are 3" across.

Transplant info - Space plants 4' and rows 6' apart.

Plant Specs from the seed supplier - Plants are 4' tall and spreading. Very ornamental looking may be used strictly for vegetable production or also as an ornamental.

Small

Plant - Turkish Orange - special order

Seed Source - Baker Creek Heirloom Seeds

Crop info - 3' round fruit. Best when harvested at the green to light orange stage. Fruit has a sweet richly flavored flesh that is a great addition to any dish.

Transplant info - Space plants 2' - 3' and rows 4' - 5' apart

Plant Specs from the seed supplier - Small plants are very ornamental looking and may be used strictly for vegetable production or in ornamental plantings as a dual purpose plant.



Available May through July
4" pots - 1 gallon containers

Plant - Purple

Seed Source - Baker Creek Heirloom Seeds

Crop info - Large purple fruits. Many have the color going all the way through their flesh. Much sweeter than the green varieties, I was eating these right off the plant last year.

Transplant info - Space 2' - 3' apart and rows 4' - 5' apart.

Plant Specs from the seed supplier - Plant will reach 3' 4' in height. I grew these in 1 gallon containers last year, but they should be grown in at least 3 gallon containers if you're going to keep them that way.

Plant - Purple Coban

Seed Source - Baker Creek Heirloom Seeds

Crop info - Small flavorful fruits, 1" in size. Green with varying degrees of purple on the fruit.

Transplant info - Space plants 2'-3' and rows 2' - 3' apart.

Plant Specs from the seed supplier - Heirloom from Coban, Guatamala. Very popular in Guatamalan cuisine.

Plant - Tomatillo Verde

Seed Source - Baker Creek Heirloom Seeds

Crop info - Standard green type tomatillo

Transplant info - Space plants 2' - 3' and rows 4' - 5' apart.

Plant Specs from the seed supplier - High yielding plants.



Available May through September
4" pots - 1 gallon containers

Celery

Plant - Red Venture

Seed Source - Territorial Seed Co.

Crop info - Green leaves with ranging from golden pink to bright red.

Transplant info - Space plants 12" apart in single rows or blocks of alternating rows.

Plant Specs from the seed supplier - 100-110 days. Originally a cross between heirlooms Giant Red and Ventura.

Plant - Tender Crisp

Seed Source - Baker Creek Heirloom Seeds

Crop info - Large type similar to standard celery found in the grocery store.

Transplant info - Space plants and rows 12" - 18" apart in blocks, with sufficient room between blocks to harvest and maintain the beds.

Plant Specs from the seed supplier - Large type, excellent flavor.

Plant - Zwolsche Krul

Seed Source - Baker Creek Heirloom Seeds

Crop info - Leaf celery that looks much like parsley used as bot a culinary and ornamental herb.

Transplant info - Space plants 18" and rows 18" apart in blocks with sufficient room between blocks to harvest and maintain the beds.

Plant Specs from the seed supplier - An old Duch heirloom this plant can grow to 3'. I've had great success growing this plant through the winter in low tunnels transplanted from 1 gallon pots.

Celeriac

Plant - Giant Prague

Seed Source - Baker Creek Heirloom Seeds

Crop info - Root is used in soup, for frying, etc.

Transplant info - Space plants 12" - 16" apart in single rows or blocks or alternating rows.

Plant Specs - 110 days from transplant. Introduced in 1871. Will keep well during winter if planted in well drained area.



Available May through September
4" pots :: Plugs (by the tray or single plug)

Plant - Violetta Italia

Seed Source - Baker Creek Heirloom Seeds

Crop info - Large purple heads that turn green when cooked. Great for raw eating or cooked.

Transplant info - Space plants 18" - 24" apart in single rows.

Plant Specs from the seed supplier - Protect from cabbage moths with floating row covers or organic approved insecticides.

Plant - Cheddar

Seed Source - Territorial Seed Company

Crop info - Orange heads with more beta carotene than white cauliflower.

Transplant info - Space plants 18" - 24" apart in single rows.

Plant Specs from the seed supplier - 80-100 days from transplant.



Available May through September
4" pots :: Plugs (by the tray or single plug)

Plant - Purple Sprouting

Seed Source - Ed Hume Seeds

Crop info - Harvest florets for fresh eating or cooking and greens for cooking.

Transplant info - Space plants 12" - 18" apart in single rows or in blocks of alternating rows.

Plant Specs - The florets, leaves and stalks of this plant are edible.

Plant - Apollo

Seed Source - Territorial Seed Co.

Crop info - Harvest head when small for sweet, tender side shoots.

Transplant info - Space plants 18" - 24" apart in single rows or in blocks of alternating rows.

Plant Specs from the seed supplier - 60 -90 days from transplant. Side shoots are more prolific when plants are spaced with plenty of room.

Plant - Purple Peacock

Seed Source - Territorial Seed Co.

Crop info - Shoots of purple and green florets and stalks. Greens are extra tender and have an appearance similar to Russian Red kale. Good side shoot production when loose head is harvested early.

Transplant info - Space plants 18" - 24" apart in single rows or in blocks of alternating rows.

Plant Specs from the seed supplier - Kale/broccoli cross.

Plant - Romanesco "Veronica"

Seed Source - Territorial Seed Co.

Crop info - Heads of fractal shaped florets.

Transplant info - Space plants 18" - 24" apart in single rows or blocks of alternating rows.

Plant Specs - The leaves of this plant make an excellent hardy green and the heads blanch and freeze well. Milder flavor than broccoli, but not as mild as cauliflower.



Available May through September
4" pots :: Plugs (by the tray or single plug)

Plant - Catskill

Seed Source - Baker Creek Heirloom Seeds

Crop info - Small uniform sprouts with good flavor

Transplant info - Space plants 2" apart

Plant Specs from the seed supplier - Hardy dwarf plant developed in 1941 in New York state by Mr. Arthur White.

Plant - Rubine

Seed Source - Territorial Seed Co.

Crop info - 1" - 1 1/2" purple/red sprouts with a rich flavor.

Transplant info - Space plants 24" - 36" apart in single rows.

Plant Specs from the seed supplier - Grows to 24" with red to purple stalks. Leaves should make an excellent hearty green to use as kale. 85 days from transplant.



Available May through September
4" pots :: Plugs (by the tray or single plug)

Plant - Tenderheart Chinese

Seed Source - Territorial Seed Co.

Crop info - Napa type cabbage.

Transplant info - Space plants 18" - 24" apart in single rows or blocks of alternating rows.

Plant Specs from the seed supplier - 65 days from transplant. Slow to bolt. Works well in containers. Heads weigh approximately 2 lbs.

Plant - Red Acre

Seed Source - Ed Hume Seeds

Crop info - Red head cabbage.

Transplant info - Space plants 18" - 24" apart in single rows.

Plant - Drumhead Savoy "Perfection"

Seed Source - Baker Creek Heirloom Seeds

Crop info - Mild flavored and sweet with savoyed leaves

Transplant info - Space 18" - 24" between plants

Plant Specs from the seed supplier - Large drum head type heirloom introduced pre 1888. Good keeper in storage.

Plant - Chinese - Michihili

Seed Source - Plantation

Crop info - Loose head cabbage with texture similar to turnip greens. Best cooked in stirfry or steamed.

Transplant info - Space 18" between plants in single rows.

Plant - Tete Noire

Seed Source - Baker Creek Heirloom Seeds

Crop info - Solid red heads, usually grown in the fall.

Transplant info - Space 18" - 24" apart

Plant Specs from the seed supplier - Traditional French variety not often found outside of Europe.

Plant - Mammoth Red Rock
Seed Source - Baker Creek Heirloom Seeds
Crop info - Very large red heads with good flavor
Transplant info - Space 18" - 24" between plants
Plant Specs from the seed supplier - Heirloom from the late 1880's



Available May through September
4" pots :: Plugs (by the tray or single plug)

Plant - Green Queen Kohlrabi
Seed Source - New Dimension Seed
Crop info - Large sweet kohlrabi bulb as well as edible leaves/stalks
Transplant info - Plant close (4" spacing each way) and thin using young plants until mature plants are 16" apart or plant at 16" apart initially if no thinning will be done.
Plant Specs from the seed supplier - Ideal size for picking is when kohlrabi bulb has reached 1 lb., but can be harvested up to 3 lbs.

Plant - White Vienna
Seed Source - Ed Hume
Crop info - Tender and crunch bulb good for fresh eating in salads or veggie trays.
Transplant info - Space plants 8" - 12" in single rows or in blocks of alternating rows. Harvest bulb when 2" - 3" across. Leaves also make great hearty greens when used as a substitute for kale.

Plant - Purple Vienna
Seed Source - Ed Hume
Crop info - Tender and crunch bulb good for fresh eating in salads or veggie trays.
Transplant info - Space plants 8" - 12" in single rows or in blocks of alternating rows. Harvest bulb when 2" - 3" across. Leaves also make great hearty greens when used as a substitute for kale.

Plant - Kolibri

Seed Source - Territorial Seed Co.

Crop info - Flattish to round bulb. Purple skin with white interior.

Transplant info - Space plants 4" - 6" apart in single rows or blocks of alternating rows.

Plant Specs - Greens and stalks are also harvested from this variety for hearty greens substitute for kales. Bulb and stem will remain tender when other varieties become woody. 60 days from transplant.



Available May through September depending on variety
Onions and Leeks - 50 plant bundle \$4.00

Onions

Plant - Red Bull green onion sets

Seed Source - Territorial Seed Co.

Crop info - Storage bulb onion

Transplant info - Plant sets 6" apart in single rows or in blocks of alternating rows. Sets may be planted in trenches or in holes made with a dibble. Plant in rich, loose, low sulphur soil for optimum bulb development and mild flavor. Harvest when tops yellow and fall over, cure after digging.

Plant Specs from the seed supplier - 110 days from transplant. Will store when properly cured for 8 - 10 months.

Plant - Walla Walla Sweet

Seed Source - Johnny's Selected Seeds

Crop info - Sweet yellow bulbs do not store well but are excellent for growing Calcots, which is what I use my culled and extra bulbs for.

Transplant info - Plant sets 6" apart in single rows or in blocks of alternating rows. Sets may be planted in trenches or in holes made with a dibble. Make sure that soil is loose for proper bulb formations.

Plant Specs - Harvest when tops yellow and fall over. Young bulbs can be harvested for use as in shallots and are extremely sweet if grown in low sulphur soils. Long day variety.

Leeks

Plant - Giant Musselburgh

Seed Source - Territorial Seed Co.

Crop info - Large, mild leek.

Transplant info - Plant in single rows or blocks of alternating rows 3" - 4" apart. Plant sets in trench or holes made with a dibble 4" deep. Mound soil up around stalks as the plants mature.

Plant Specs from the seed supplier - Slow to bolt.

Plant - Bleu of Solaise

Seed Source - Baker Creek Heirloom Seeds

Crop info - Large leek with deep blue/green leaves and a violet cast in cool weather.

Transplant info - Plant in single rows or blocks of alternating rows 3" - 4" apart. Plant sets in trench or holes made with a dibble 4" deep. Mound soil up around stalks as the plants mature.

Plant Specs from the seed supplier - Very cold hardy, popular in Europe. 19th century French variety.



Available April through November
4" pots :: Plugs (by the tray or single plug)

Lettuce, Romaine, Escarole, Endive

Plant - Leaf Lettuce - Ruby

Seed Source - NK Lawn & Garden

Crop info - Leaf lettuce

Transplant info - Plant in blocks of alternating rows 3" - 4" apart.

Plant - Leaf Lettuce - Prizehead

Seed Source - NK Lawn & Garden

Crop info - Leaf Lettuce

Transplant info - Plant in blocks of alternating rows 3" - 4" apart.

Plant - Leaf Lettuce - Red Sails

Seed Source - Ed Hume Seeds

Crop info - Red leaf lettuce

Transplant info - Plant in blocks of alternating rows 3" - 4" apart.

Plant - Leaf Lettuce - Garnet Oakleaf

Seed Source - Ed Hume Seeds

Crop info - Red oakleaf lettuce

Transplant info - Plant in blocks of alternating rows 3" - 4" apart.

Plant - Butterhead Lettuce - Buttercrunch

Seed Source - Lilly Miller

Crop info - Very delicate head lettuce. Plant dense to control weeds and harvest young plants as needed to thin.

Transplant info - Plant in blocks of alternating rows 3" - 4" apart.

Plant - Butterhead Lettuce - Tom Thumb

Seed Source - Lilly Miller

Crop info - Tender head lettuce

Transplant info - Plant in blocks of alternating rows 3" - 4" apart.

Plant - Head Lettuce - Great Lakes #118

Seed Source - Lilly Miller

Crop info - Romaine type head lettuce

Transplant info - Plant in blocks of alternating rows 3" - 4" apart.

Plant - Leaf Lettuce - Black Seeded Simpson

Seed Source - Ed Hume Seeds

Crop info - Green leaf lettuce

Transplant info - Plant in blocks of alternating rows 3" - 4" apart.

Plant - Romaine - Red Romaine

Seed Source - Ed Hume Seeds

Crop info - Red romaine type

Transplant info - Plant in blocks of alternating rows 3" - 4" apart.

Plant - Romaine - Paris Island

Seed Source - Ed Hume seeds

Crop info - Nice green romaine

Transplant info - Plant in blocks of alternating rows 3" - 4" apart.

Chicory

Plant - Radicchio - Red Verona

Seed Source - Ed Hume Seeds

Crop info - Red chicory, can be harvested as loose greens or allowed to form a small compact head.

Transplant info - Plant in blocks of alternating rows 3" - 4" apart.

Plant - Radicchio - Rossa di Verona Dragon

Seed Source - Baker Creek Heirloom Seeds

Crop info - Dark red colored medium sized heads

Transplant info - Space plugs 3" - 4" apart in alternating rows planted in blocks. Harvest young plants for tender greens to thin if needed.

Plant Specs from the seed supplier - Italian improved radicchio

Plant - Italic Rosso Dandelion

Seed Source - Baker Creek Heirloom Seeds

Crop info - Bright red stems and deep green leaves, harvest by the leaf or bunch for cut and come again harvesting.

Transplant info - Plant in blocks with spacing of 3" - 4" each way in alternating rows.

Plant Specs from the seed supplier - Baby leaves are great in salads or as a cooked green. Plant are grown from true Italian seeds.

Other Greens

Plant - Sheep's Sorrel

Seed Source - Baker Creek

Crop info - Tart greens for salads and cooking. Can be grown as a cut and come again crop or the whole plant can be harvested.

Transplant info - Plant with 4" - 6" spacing between plants each way or with 4" spacing in rows.

Plant Specs from the seed supplier - Rumex acetosella. Tasty, sour clover-like leaves, pretty plant and flowers.

Plant - Pepper Cress

Seed Source - Baker Creek Heirloom Seeds

Crop info - Great peppery salad green

Transplant info - Plant in beds. Space plants 2" - 3" apart in all directions each way in alternating rows

Plant Specs from the seed supplier - Good for containers, window boxes, etc. Can be harvested in a cut and come again system.

Plant - Garden Cress

Seed Source - Baker Creek Heirloom Seeds

Crop info - Sweet and spicy flavor for salads

Transplant info - Plant in beds. Space plants 2" - 3" apart in all directions in alternating rows.

Plant Specs from the seed supplier -

Plant - Spinach Bloomsdale Long Standing

Seed Source - Livingston Seed Co.

Crop info - Greens for salads or cooking

Transplant info - Plant in blocks of alternating rows 3" - 4" apart.

Plant Specs from the seed supplier - Large leaves, slow bolting.

Plant - Tender Green Spinach Mustard

Seed Source - NK Lawn & Garden

Crop info - Greens for use in salads or for cooking. Has a wonderful sweet mustard flavor.

Transplant info - Plant in blocks of alternating rows 3" - 4" apart.

Plant - Turnip Greens - 7 Top

Seed Source - NK Lawn & Garden

Crop info - Greens for cooking. Prolific producer.

Transplant info - Plant in blocks of alternating rows 3" - 4" apart.

Plant - Collards "Georgia Southern Creole"

Seed Source - Baker Creek Heirloom Seeds

Crop info - Large tender leaves great boiled or steamed

Transplant info - Space plants every 3" - 4" each direction in alternating rows. Harvest young plants if needed to thin.

Plant Specs from the seed supplier - Pre-1880 heirloom grown in the south but grows well in the north as well.

Plant - Mache

Seed Source - Mountain Valley Seeds

Crop info - Very tender green. Can be harvested young by the rosette, or, if allowed to mature will grow to 12" tall and can be harvested in a cut-and-come-again system periodically. Both leaves and stems can be used in salads or cooked as you would spinach. Has a very fresh mild flavor.

Transplant info - Plant in blocks of alternating rows 3" - 4" apart.

Plant - Arugula - Roquette

Seed Source - Lake Valley Seed

Crop info - Spicy green for use in salads and cooking

Transplant info - Plant in blocks of alternating rows 3" - 4" apart.

Plant - Red Orach

Seed Source - Baker Creek Heirloom Seeds

Crop info - 4" - 10" tall deep purple leaves. A colorful salad green.

Transplant info - Space plants 4" apart in all directions in alternating rows. Harvest young plants as needed to thin bed.

Plant Specs - Related to Lambs Quarters, would make a nice addition to an edible landscape.

Plant - Tatsoi

Seed Source - Baker Creek Heirloom Seeds

Crop info - Small rosettes of dark green rounded leaves with tender stems. Very mild flavor reminiscent of spinach.

Transplant info - Space plants 3" - 4" apart. Plant in blocks of alternating rows.

Plant Specs - Small rosette shaped plants 6" - 8" tall/wide.

Amaranth

Amaranths provide nutritious and delicious young greens that are cooked as you would spinach.

These amaranths are suitable for vegetable/greens cropping as well as edible landscaping as they are quite striking. Caution should be used when planting amaranth as they will reseed readily. I usually like to keep the flowers picked prior to maturity. To save seed, just hang upside down over a bag or tarp, or you can pick the flowers just prior to maturity and store in a paper bag to collect the seed. Amaranths produce copious amounts of seed.

Plant - Amaranth Joseph's Coat

Seed Source - Baker Creek Heirloom Seeds

Crop info - Green leaf with red and purple make this amaranth a great addition to any recipe.

Transplant info - Space 4" - 6" apart in rows or blocks. Can be used as a temporary edible hedge, or as an edible ornamental. Harvest young leaves.

Plant Specs from the seed supplier - An Asian native, this variety of amaranth has been grown in the USA for quite a while. It was favored by Thomas Jefferson and others. Height 3'.

Plant - Amaranth Molten Fire

Seed Source - Baker Creek Heirloom Seeds

Crop info - Grown for it's young leaves and beautiful crimson red foliage.

Transplant info - Space plants 4" - 6" apart in rows or blocks.

Plant Specs from the seed supplier - Makes a beautiful edible ornamental.

Plant - Love Lies Bleeding

Seed Source - Livingston Seed Co.

Crop info - Harvest young leaves, long red ropes of flowers could be used for fresh flower arrangements or other fresh decoratoin.

Transplant info - Space plants 6" - 8" apart in rows, blocks or as edible ornamentals in flower gardens.

Plant Specs from the seed supplier - Plant grow to 3' - 4' in height, and produce copious long ropes of tiny bright red flowers.

Choy

Plant - Arctic Circle Tah Choy

Seed Source - New Dimension Seed

Crop info - An Asian green that grows in a large rosette, great as a cooked green in various recipes. Use as you would Bok Choy or Tatsoi

Transplant info - Plant in rows or in blocks allowing 10" spacing between plants

Plant Specs from the seed supplier - An extremely cold resistant variety, the plant grows to about 12" in diameter. Frost intensifies flavor.

Plant - Violetta Pak Choi

Seed Source - Territorial Seed Co.

Crop info - 30 days for baby greens, 50 days for heads. Striking violet greens and heads.

Transplant info - Space 3" - 4" in blocks of alternating rows.

Plant - Extra Dwarf Pak Choy

Seed Source - Baker Creek Heirloom Seeds

Crop info - Very small Pak Choy, can be harvested as small as 2"

Transplant info - Plant spacing 3" - 4" each direction in alternating rows planted in blocks.

Plant Specs - Baby vegetable, dark green leaves have good flavor, very tender.

Kale

Plant - Dwarf Blue Curled Vates Strain

Seed Source - NK Lawn & Garden

Crop info - Winter hardy small tightly curled kale

Transplant info - Plant in blocks of alternating rows every 4", in containers, or as an edible ornamental.

Plant Specs from the seed supplier - Cool weather and frost improve flavor.

Plant - Red Russian

Seed Source - Territorial Seed Co.

Crop info - Large, deeply serrated leaves can be eaten stalk and all.

Transplant info - Plant in blocks of alternating rows every 4", in containers, or as an edible ornamental.

Plant Specs from the seed supplier - Cool weather and frost improves flavor.

Plant - Lacinato

Seed Source - Seeds of Change, Seed Savers Exchange

Crop info - 50 - 60 days from transplant. Long, deep green savoyed leaves.

Transplant info - Plant in blocks of alternating rows every 4", in containers, or as an edible ornamental.

Plant Specs - Cool weather and frost improves flavor. Also known as Dinosaur Kale.

Plant - Dwarf Siberian

Seed Source - Baker Creek Heirloom Seeds

Crop info - Green leaves that are only slightly frilled

Transplant info - Plant in blocks of alternating rows every 4", in containers, or as an edible ornamental.

Plant Specs from the seed supplier - Cool weather and frost improves flavor.

Plant - Nero di Toscana

Seed Source - Territorial Seed Co.

Crop info - Long, narrow savoyed leaves, often used for "kale chips"

Transplant info - Plant in blocks of alternating rows every 4", in containers, or as an edible ornamental.

Plant Specs from the seed supplier - Cool weather and frost improves flavor.

Plant - Red Chidori Kale

Seed Source - Territorial Seed Co.

Crop info - Curled leaves in a loose head with beautiful red color.

Transplant info - Plant in blocks of alternating rows every 4", in containers, or as an edible ornamental.

Plant Specs from the seed supplier - Cool weather and frost improves flavor. Excellent as an edible ornamental kale and very cold tolerant. 50 days from transplant.

Plant - Redbor Kale

Seed Source - Territorial Seed Co.

Crop info - Curley leaves similar to Dwarf Blue Curled but with a red cast and red stalks/veins.

Transplant info - Plant in blocks of alternating rows every 4", in containers, or as an edible ornamental.

Plant Specs from the seed supplier - Cool weather and frost improves flavor.

Plant - White Russian

Seed Source - Territorial Seed Co.

Crop info - Moderately dissected leaves. Sister variety to Winter Red kale.

Transplant info - Plant in blocks of alternating rows every 4", in containers, or as an edible ornamental.

Plant Specs from the seed supplier - Cool weather and frost improves flavor. 50 days from transplant.

Plant - Winter Red

Seed Source - Territorial Seed Co.

Crop info - Moderately dissected leaves similar to Red Russian kale.

Transplant info - Plant in blocks of alternating rows every 4", in containers, or as an edible ornamental.

Plant Specs from the seed supplier - Cool weather and frost improves flavor. Disease resistant and cold hardy.

Plant - Winterbor

Seed Source - Territorial Seed Co.

Crop info - Curled green to blue/green leaves similar to Dwarf Blue kale.

Transplant info - Plant in blocks of alternating rows every 4", in containers, or as an edible ornamental.

Plant Specs from the seed supplier - Cool weather and frost improves flavor. 60 days from transplant.

Plant - Gailan - Dark Green

Seed Source - Baker Creek Heirloom Seeds

Crop info - Harvest stems and flower buds as you would broccoli

Transplant info - Space plants 3" - 4' in all directions, alternating rows in blocks.

Plant Specs from the seed supplier - Large vegetable with great flavor, does well in warm weather. Texture much like broccoli and is great for stir fries, soups, etc.

Mustards

Plant - Red Streaks Mizuna

Seed Source - Kitazawa Seed Co.

Crop info - Leaves as with green Mizuna but with a purple stalk.

Transplant info - Space plants every 3" - 4" in blocks of alternating rows. Use a cut and come again harvest method to prevent bolting. Flowers are edible.

Plant Specs from the seed supplier - Great in spring and fall plantings.

Plant - Green or Common Mizuna

Seed Source - Baker Creek Heirloom Seeds, Lake Valley Seed, Mountain Valley Seed

Crop info - Very tender, mild flavored Japanese mustard. Harvest leaves in a cut-and-come-again system. When the plant bolts harvest flowers. Seed pods can be harvested when still immature for fresh eating in salads or as garnish. Pods will turn woody as they mature. Pods have a short harvest window.

Transplant info - Plant in blocks of alternating rows every 3" - 4", in containers, or as an edible ornamental.

Plant Specs from the seed supplier - Will bolt in warm weather.

Plant - Chrimson Red

Seed Source - Mountain Valley Seed/ Kitazawa Seed Co.

Crop info - Serrated leaves, deep purplish red on top, green under. Mild and delicious. Great for salads.

Transplant info - Plant in blocks of alternating rows every 3" - 4", in containers, or as an edible ornamental.

Plant Specs from the seed supplier - Will bolt in warm weather. 45 days to harvest after transplant.

Plant - India Florida Broad Leaf

Seed Source - Ferry ~ Morse

Crop info - Large tender leaves for cooking. Harvest very young leaves for use in salads.

Transplant info - Plant in blocks of alternating rows every 3" - 4", in containers, or as an edible ornamental.

Plant Specs from the seed supplier - Will bolt in warm weather.

Plant - India Southern Giant Curled

Seed Source - Ferry ~ Morse

Crop info - Large tender leaves for cooking. Harvest very young leaves for use in salads.

Transplant info - Plant in blocks of alternating rows every 3" - 4", in containers, or as an edible ornamental.

Plant Specs from the seed supplier - Will bolt in warm weather.

Plant - Mustard-Spinach "Tender Green"

Seed Source - Ed Hume Seeds

Crop info - Greens with a mild mustard flavor.

Transplant info - Space plants 3" - 4" apart in single rows or blocks of alternating rows.

Plant Specs from the seed supplier - Cross between mustard and spinach.

Plant - Black Mustard

Seed Source - Baker Creek Heirloom Seeds

Crop info - Grown for both the greens and the black seeds

Transplant info - Space plants every 4" in alternating rows and plant in blocks as wide as you can easily reach across.

Plant Specs from the seed supplier - A very old variety native to the Mediteranean that has been grown there for thousands of years.

Plant - Giant Red

Seed Source - Mountain Valley Seeds

Crop info - Large leaves with a red cast and green stalks and major veings.

Transplant info - Plant in blocks of alternating rows every 3" - 4", in containers, or as an edible ornamental.

Plant Specs from the seed supplier - Will bolt in warm weather. Great flavor in stirfry, soups and suitable for pickling.

Chard

Plant - Large Ribbed Dark Green

Seed Source - Ferry ~ Morse

Crop info - Large, dark green leaves good for salads when picked young, or cooked when more mature.

Transplant info - Space plugs 3" - 4" each way in alternating rows for block planting. Dense planting will crowd out weed seedlings.

Plant - Flamingo Pink

Seed Source - Baker Creek Heirloom Seeds

Crop info - Large bright pink chard. Pick very yound for raw eating or mature for cooking.

Transplant info - Space plugs 3" - 4" each way in alternating rows for block planting. Dense planting will crowd out weed seedlings.

Plant Specs from the seed supplier - 60 days from transplant for mature leaves.


Plant - Fordhook

Seed Source - Baker Creek Heirloom Seeds,

Crop info - Greens, large leaves and white stems. Cook large more mature leaves, or use very young leaves raw in salads or in sandwiches.

Transplant info - Space plugs 3" - 4" each way in alternating rows when planted in blocks.

Plant Specs from the seed supplier - 60 days from transplant for mature leaves, earlier for young leaves. Introduced by W. atleee Burpee circa 1924.



Available May through July
4" pots

Slicing Cucumbers

Plant - Muncher

Seed Source - Ed Hume

Crop info - Good sized, smooth skinned fruits.

Transplant info - Space plants 3' apart in single rows.

Pickling Cucumbers

Plant - Albi

Seed Source - Territorial Seed Co.

Crop info - 3" long fruits with mild ribbing.

Transplant info - Space plants 3' apart in single rows. Possible candidate for trellising?

Plant Specs from the seed supplier - 50 days from transplant. Good fresh eating qualities, high yielding and disease resistant.

Specialty Cucumbers

Plant - Lemon

Seed Source - Ed Hume

Crop info - Small round yellow skinned fruits have tiny burs that are easily brushed off. Thin skinned with a mild tart flavor, I've found that larger, more mature fruits tend to a slight bitterness.

Transplant info - Space plants 3' - 4' apart, may be grown on the ground or trellised.

Plant Specs - Long prolific vines.

Plant - Mexican Sour Gherkin

Seed Source - Baker Creek Heirloom Seeds

Crop info - Very small with a smooth skin the fruits look like miniature rattlesnake watermelons and are very prolific. The one fruits up to 1" long can be eaten whole and are delicious with a tart lemony/cucumber flavor.

Transplant info - Space plants 2' - 3' apart and provide trellis.

Plant Specs - I grew these in raised rows last year and they would have done better on a trellis. The small leaves and delicate vines would make a wonderful ornamental and provide a very nice and unusual crop to boot!

Plant - Dragon's Egg - special order

Seed Source - Baker Creek Heirloom Seeds

Crop info - White, egg shaped, fruit that is mild and slightly sweet tasting and good yields.

Transplant info - Space plants 3' apart. Possible candidate for trellising.

Plant Specs from the seed supplier - Heirloom from Croatia.

Plant - Sikkim - special order

Seed Source - Baker Creek

Crop info - Large fruit, 15" X 6" with a red 'crazed' skin. Can be eaten raw or cooked.

Transplant info - Space plants 3' apart.

Plant Specs from the seed supplier - From the Hymalayas of Sikkim was introduced after 1848. Very prolific plant.

Plant - Persian - special order

Seed Source - Reimer Seeds

Crop info -

Transplant info -

Plant Specs from the seed supplier -

Plant - Miniature White

Seed Source - Territorial Seed Co.

Crop info - 3" long white fruit. Sweet and tasty, great for fresh eating or pickling.

Transplant info - Space plants 3' apart in rows. Possible candidate for trellising?

Plant Specs from the seed supplier - 50 - 55 days from transplant, some disease resistance. Also good for small space and container gardening.


Plant - West India Burr Gherkin - special order

Seed Source - Baker Creek Heirloom Seeds

Crop info - Small tasty fruit used in Mamaican cooking and for pickling.

Transplant info - Space plants 3' apart. Possible candidate for trellising.

Plant Specs from the seed supplier - 65 days and not a true cucumber. Botanical name Cucumis angruria, will not cross with true cucumbers. Good producer and heat tolerant, very productive.



Available May through July
4" pots

Specialty Melons

Plant - Moonlight Winter Melon

Seed Source - New Dimension Seed

Crop info - An oriental white fleshed vegetable melon, can be used in soups and salads. Recipe at supplier's website.

Transplant info - Allow 24" between plants

Plant Specs from the seed supplier - Produces round 2-4 lb melons that have light green skin and white frost. For more tender melon harvest at the 1 lb size, for firmer wait until they reach 3-4 lbs.

Plant - Tigger

Seed Source - Baker Creek Heirloom Seeds

Crop info - Small, up to 1 lb., with a yellow/red striped rind. Very sweet and fragrant, more so in dry climate/growing conditions.

Transplant info - Space plants 3' - 4' apart.

Plant Specs from the seed supplier - From Armenia, according to Baker Creek, this was the most popular melon at their garden show last August (2010).

Plant - Bananna

Seed Source - Baker Creek Heirloom Seeds

Crop info - Melons are oblong (16" - 24" and up to 8 lbs.) with a wrinkled yellow skin and orange flesh. Picked at peak ripeness, they are extremely fragrant, smelling of bananas and vanilla. One of my favorite melons of late summer.

Transplant info - Long vines, space plants 4' apart.

Plant Specs - Protect from weeds and plant in a sunny, hot location. Water well.

Plant - Tendral Verde Taradif - special order

Seed Source - Baker Creek Heirloom Seeds

Crop info - Oblong green melon with white flesh.

Transplant info - Space plants 3' - 4' apart in rows.

Plant Specs from the seed supplier - Popular in Europe, rare in the USA.

Watermelons

Plant - Moon and Stars

Seed Source - Lilly Miller (organic)

Crop info - Yellow fleshed medium sized watermelon, the dark green skin is covered with small to medium yellow speckles and one or two large yellow spots.

Transplant info - Space plants 4' apart and allow plenty of room for the vigorous vines to grow.

Plant Specs - Both the skin of the melon and the leave have similar markings.

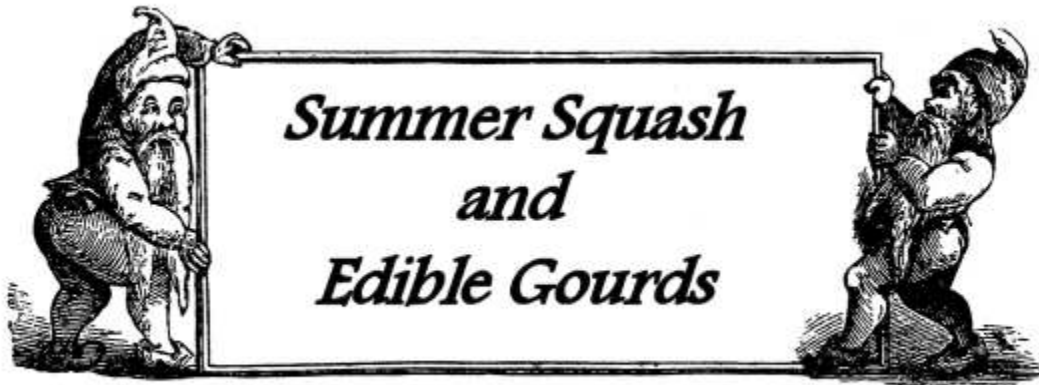
Plant - Thai Baby

Seed Source - Baker Creek Heirloom Seeds

Crop info - Small, 3" melons used for cooking in stirfries, soups and curries, etc.

Transplant info - Space plants 3' - 4' apart, possible candidate for trellising.

Plant Specs from the seed supplier - No plant specs.



Available May through July
4" pots

Zuchinni

Plant - Italian Stripe

Seed Source - Ed Hume

Crop info - Dark green skin with pale stripes.

Transplant info - Space plants 4' apart in rows.

Plant Specs from the seed supplier - Plant will grow up to 8' across.

Plant - Round

Seed Source - Ed Hume

Crop info - Round squash with a dark green skin

Transplant info - Space plants 4' apart in rows.

Plant Specs from the seed supplier - Plant will grow up to 8' across.

Crookneck/Straightneck

Plant - Summer Crookneck

Seed Source - Ed Hume

Crop info - Extremely prolific. Use young squash cooked or raw. Mature squash can be baked, although the flesh will be sparse.

Transplant info - Space plants 6' apart in rows.

Plant Specs from the seed supplier - Plant is very vigorous and will sprawl.

Patty Pan/Scalloped

Plant - Patisson Strie MeLange - special order

Seed Source - Baker Creek Heirloom Seeds

Crop info - French scalloped squash. A mix of colors ranging from white to yellow to green backgrounds with orange to green stripes. Some smooth skin, but most with warts. Pick young for cooking or allow to mature for decorations.

Transplant info - Space plants 3' -4' apart.

Plant Specs - As for other patty pan type squash, large leaves in a mound shaped plant.

Plant - Patissons Panache Juane et Vert Scallop - special order

Seed Source - Baker Creek Heirloom Seeds

Crop info - White skin with green radial stripes. Pick young for cooking.

Transplant info - Space plants 3' - 4' apart.

Plant Specs - As for other patty pan type squash, large leaves in a mound shaped plant.

Edible Gourds


Plant - Serpente di Sicilia

Seed Source - Baker Creek Heirloom Seeds

Crop info - Long slender fruits with a light green, smooth skin. Can be eaten raw or cooked. When picked young you can leave the skin on and steam them, if picked more mature, I like to peel the skin with a potato peeler and steam, stirfry or pan fry them. .

Transplant info - Allow 5' - 6' between plants.

Plant Specs - Extremely vigorous plants allow lots of room and they like to be trellised. Very prolific but are loved by striped and spotted cucumber beetles



Available April through July
4" pots

Plant - Table Queen Acorn

Seed Source - Baker Creek Heirloom Seeds

Crop info - 1 - 2 lb winter squash with dark green, heavily ribbed flesh.

Transplant info - Space plants 3' - 4' apart.

Plant Specs - Large vigorous plants produce prolifically.

Plant - Mammoth Table Queen Acorn

Seed Source - Livingston Seed Co.

Crop info - Large acorn type squash

Transplant info - Space plants 6' apart in rows.

Plant Specs - Large vigorous plants produce prolifically.

Plant - Waltham Butternut

Seed Source - Baker Creek Heirloom Seeds

Crop info - Good sized smooth rind squash. Plenty of meat and little seed. Rind can be peeled with a vegetable peeler and cooked as potatoes. Great fried, steamed, baked or boiled.

Transplant info - Space plants 4' - 6' apart in rows.

Plant Specs from the seed supplier - Vigorous plants will sprawl and are very productive.

Plant - Delicata

Seed Source - Baker Creek Heirloom Seeds

Crop info - Oblong cream colored hard shelled squash, 1-3 lbs.. Good keeper.

Transplant info - Space plants 4' - 6' apart.

Plant - Red Kuri

Seed Source - Baker Creek Heirloom Seeds

Crop info - Red-orange with very sweet dry flesh, squash grows 5-10 lbs.

Transplant info - Space plants 4' - 6' apart in rows

Plant - Long Island Cheese Pumpkin

Seed Source - Baker Creek Heirloom Seeds

Crop info - 6 - 10 lb buffy orange squash, good for pies.

Transplant info - Space plants 4' - 6' apart in rows.

Plant - Jack be Little Pumpkin

Seed Source - Baker Creek Heirloom Seeds

Crop info - Small ribbed pumpkins, up to 8 oz. Flesh is edible and the squash makes a great decoration. Colors range from yellow or deep orange.

Transplant info - Space plants 4' - 6' apart in rows.

Plant - Vegetable Spaghetti

Seed Source - Baker Creek Heirloom Seeds

Crop info - Mid sized squash with stringy flesh.

Transplant info - Space plants 4' - 6' apart

Plant - Golden Hubbard

Seed Source - Lilly Miller

Crop info - Orange oblong squash up to 12 lbs. Extremely hard shelled, I usually use a bone saw or hatchet to open these. Stores well, protect stored squash from freezing.

Transplant info - Very vigorous plants will sprawl. Space plants 4' - 6' apart in rows.

Plant - Butter Cup, Burgess

Seed Source - Ed Hume Seeds

Crop info - Round dark green hard shell squash up to 3 lbs. Dry orange flesh is very sweet.

Transplant info - Space plants 4' - 6' apart in rows.

Plant Specs from the seed supplier - Very productive.



Available June through August

4" pots

Plant - Giant Cape Gooseberry

Seed Source - Baker Creek Heirloom Seeds

Crop info - Pale yellow fruit grown in a papery husk similar to ground cherry with similar flavor. Good for fresh eating, use for pies, jam, etc.

Transplant info - Space plants 4' apart in rows or grow in large containers (3 - 5 gallon pots).

Plant Specs from the seed supplier - Native to Brazil and makes a larger plant than the more common ground cherry.

Plant - Ground Cherry

Seed Source - Baker Creek Heirloom Seeds

Crop info - Small pale yellow fruit grows in a husk. Flavor of fresh fruit is sweet/tart and reminiscent of strawberries.

Transplant info - Space plants 3' apart in rows and cover ground with plastic sheeting, or landscape cloth to prevent weeds.

Plant Specs from the seed supplier - Low bushy spreading plant that is very productive. Can be grown in large containers (3-5 gallon).

Plant - Wonderberry/Sunberry - *Solanum burbankii*

Seed Source - Baker Creek Heirloom Seeds

Crop info - Small blue to purple fruit can be used cooked or raw.

Transplant info - Space plants 2' apart. Plant in large containers, in rows, or borders.

Plant Specs from the seed supplier - Variety was developed by Luther Burbank and is an historic heirloom.

Plant - Chichiquelite Huckelberry - *Solanum nigrum*

Seed Source - Baker Creek Heirloom Seeds

Crop info - Similar to Wonderberry but with larger fruit. Pick only when fully ripe, can be used fresh or cooked.

Transplant info - Space plants 3' - 4' apart in rows or grow in large (3-5 gallon containers)

Plant Specs from the seed supplier - Similar to Wonderberry but a larger plant.

Plant - Naranjilla - *Solanum quitoense*

Seed Source - Baker Creek Heirloom Seeds

Crop info - 2" round, yellow-orange fruit used for juicing.

Transplant info - Space plants 2' apart in rows or plant in 2-3 gallon containers.

Plant Specs - Plants require at least 6 months to bear and prefer warm temperatures or 50° - 90° to thrive and produce.

Plant - Litchi Tomato/Morelle de Balbis - *Solanum sisymbriifolium*

Seed Source - Baker Creek Heirloom Seeds

Crop info - Round red fruit that is cherry sized with a flavor like a cherry crossed with a tomato.

Transplant info - Space plants 4' apart in rows. Can be grown in large containers.

Plant Specs from the seed supplier - Plant reaches up to 5' with large white flowers and is covered in thorns.

Plant - Garden Huckleberry - *Solanum melanocerasum*

Seed Source - Baker Creek Heirloom Seeds

Crop info - Large purple berries that are cooked and sweetened. DO NOT EAT RAW.

Transplant info - Space plants 14" apart in rows or grow in containers.

Plant Specs from the seed supplier - Originated in Africa.



Available April through August
4" pot :: 1 gallon pot

Artichokes

Plant - Violetta

Seed Source - Baker Creek Heirloom Seeds

Crop info - Small purple buds great for 'baby artichokes'. The stem of this artichoke is very bitter and woody so I like to harvest the buds when they are just 3" and cut them just below the base.

Transplant info - Space plants 4' - 6' apart in rows or as single specimens.

Plant Specs - Mulch to protect from the cold during winter.

Plant - Purple of Romagna

Seed Source - Baker Creek Heirloom Seeds

Crop info - Large purple buds.

Transplant info - Space plants 4' - 6' apart in rows

Plant Specs - Warm weather variety, needs to be protected from cold weather during the winter. Cover or mulch during winter.

Plant - Green Globe

Seed Source - Ed Hume, Baker Creek Heirloom Seeds

Crop info - Large green buds found frequently in the produce section of the grocery store.

Transplant info - Space 4' - 6' apart in rows or plant as single specimen and give it plenty of room to grow.

Plant Specs - Mulch well to protect from cold temps during winter.

Cardoons

Plant - Gobo di Nizia

Seed Source - Baker Creek Heirloom Seeds

Crop info - White stalks can be eaten fresh or cooked. The root can also be dug in the winter after the foliage has died back and use like parsnips.

Transplant info - Very large, spreading plants need plenty of room. Space plants 4' - 6' apart.

Plant Specs - Rare variety from Italy.

Plant - Rouge D'Alger

Seed Source - Baker Creek Heriloom Seeds

Crop info - Stalks are harvested after the weather cools but before the first hard frost. Stalk have a red blush to them and are eaten cooked as you would artichokes. The heavy ribs are removed prior to cooking as they are stringy. The young buds can also be eaten as with artichoke.

Transplant info - Space plants 4' - 6' apart in rows.

Plant Specs - A striking plant with it's slightly red stalks providing a contrast with the blue-green leaves. Plant can also be used as an ornamental.



Available April through October

4" pots :: Plugs (by the tray or single plug)

Plant - Spearmint

Seed Source - Seed Savers Exchange

Crop info - Harvest leaves to flavor syrups, desserts, teas, etc.

Transplant info - Space plants 12" - 18" apart. Plants will spread.

Plant Specs from the seed supplier - Sun to partial shade. Perennial in zones 4 - 10. Prefers average well drained soil and will tolerate some dry conditions.

Plant - Anise

Seed Source - Seed Savers Exchange

Crop info - Licorice flavored seed.

Transplant info - Space plants 6" - 12" apart in rows or in blocks or alternating rows.

Plant Specs - Similar in habit to dill.

Plant - Cumin

Seed Source - Seed Savers Exchange

Crop info - Harvest seeds when mature.

Transplant info - Space plants 4" - 8" apart in single rows or blocks of alternating rows.

Plant Specs - Likes lots of heat and well drained fertile soil.

Plant - Lemon Mint

Seed Source - Seed Savers Exchange

Crop info - Use leaves and flowers as garnish or to flavor syrups, and desserts.

Transplant info - Space plants 1' - 2' apart in single rows or blocks of alternating rows.

Plant Specs from the seed supplier - 24" - 30" tall, is also known as Horse Mint and Bee Balm. Purplish bracts make this plant a candidate for edible landscaping. Hardy perennial in zones 5 - 9.

Plant - Borage

Seed Source - Seed Savers Exchange

Crop info - Harvest blue star shaped flowers for garnish, otherwise grow as an ornamental herb.

Transplant info - Space seedlings 12" apart. Plant in rows, blocks of alternating rows, or in containers.

Plant Specs from the seed supplier - Plants grow 2' - 3' tall and attract bees.

Plant - Lovage "Magnus"

Seed Source - Seed Savers Exchange

Crop info - Leaves, stems and seeds taste like Celery. Use in soups and salads.

Transplant info - Space plants 18" - 24" apart.

Plant Specs from the seed supplier - Full sun/partial shade. Prefers average well drained soil. Will tolerate dry conditions.

Plant - Triple Curled Parsley

Seed Source - Seed Savers Exchange

Crop info - Use as a garnish or herb.

Transplant info - Space plants 6" - 12" apart. Grow in single rows, blocks of alternating rows or borders in ornamental gardens/containers as an edible ornamental.

Plant Specs from the seed supplier - Full sun to partial shade, plant prefers full sun and well drained soil. Slow bolting in warm weather.

Plant - Rosemary

Seed Source - Seed Savers Exchange

Crop info - Leaves are used extensively to flavor meats and vegetables, soups, etc.

Transplant info - Space 12" - 24" apart. Can be planted singly or in a row to form a hedge.

Plant Specs from the seed supplier - Full sun, prefers sandy, somewhat poor, well drained soil. Perennial.

Plant - Cilantro

Seed Source - Seed Savers Exchange

Crop info - Harvest leaves and stalks as an herb, or harvest the seed (coriander) as a spice.

Transplant info - Space plants 3" - 4" apart in blocks of alternating rows.

Plant Specs from the seed supplier - 50-55 days to first leaf harvest or 90 - 120 days for seed.

Plant - Greek Oregano

Seed Source - Seed Savers Exchange

Crop info - Harvest leaves and use fresh or dry

Transplant info - Space plants 12" apart in single rows, or blocks of alternating rows. Can be used as a container plant and as an edible landscaping plant as well.

Plant Specs - Green leaves with a pale edge. Perennial hardy in zones 4-9

Plant - Sage

Seed Source - Seed Savers Exchange

Crop info - Harvest leaves for fresh use or dry for storage

Transplant info - Space plants 12" apart in single rows, or blocks of alternating rows. Can be grown in containers and used as an edible ornamental also.

Plant Specs - Perennial in zones 5 - 10, prefers rich, moist but well drained soil and full sun.

Plant - Pinapple Sage

Seed Source - Locating

Crop info - Harvest leaves for fresh use or dry for storage

Transplant info - Space plants 12" apart in single rows, or blocks of alternating rows. Can be grown in containers and used as an edible ornamental also. Plant has long stems of leaves and bright red flowers. Leaves and flowers have a mild pineapple scent.

Plant Specs - Perennial in zones 5 - 10, prefers rich, moist but well drained soil and full sun.

Plant - Hyssop

Seed Source - Seed Savers Exchange

Crop info - Use leaves in soups, salads, liquers, stews, etc.

Transplant info - Space plants 6" - 12" apart in single rows, or blocks of alternating rows. Can also be used in containers and as an edible ornamental.

Plant Specs - Beautiful small blue flowers similar to Rosemary, a favorite of humming birds and bees. Plants grow 18" - 24" Sun/partial shade, likes well drained soil and will tolerate dry conditions. Perennial in Zones 4 - 9. Divide every 3 - 4 years.

Plant - Rue

Seed Source - Seed Savers Exchange

Crop info - Use leaves in salads and oriental dishes. Use sparingly as they are pungent and bitter.

Transplant info - Space plants 12" - 18" apart. Use in borders, groups or singly as specimen plants.

Plant Specs from the seed supplier - Plant has small gray/green leaves in clusters and small attractive yellow flowers that also grow in clusters. Perennial in zones 4-9.

Plant - Sweet Mace

Seed Source - Seed Savers Exchange

Crop info - Harvest the leaves for flavoring. Flowers have an anise scent to them but may not be edible.

Transplant info - Space plants 8" - 12" apart.

Plant Specs from the seed supplier - May be used in place of tarragon. Also known as Spanish Tarragon and Mexican Mint Marigold. Can be used to make a pesto with and is well used by many well known Southwestern chefs.

Plant - Lemon Balm

Seed Source - Seed Savers Exchange

Crop info - Harvest leaves for tea making, also said to sooth upset stomachs.

Transplant info - Space plants 12" apart in single rows or in blocks of alternating rows.

Plant Specs from the seed supplier - Remove seed heads to keep plant from seeding. Full sun/partial shade, prefers sandy, well drained soil. Leaves will be more aromatic in poorly drained soil.

Plant - Stevia

Seed Source - Seed Savers Exchange, Baker Creek Heirloom Seeds

Crop info - Harvest leaves to use as a sweetener. Very sweet, so use sparingly. I like to chop a couple of leaves finely and add to tomato and cucumber salad. A little sweetness every few bites nicely offsets the tartness of the vinegar marinade of the salad.

Transplant info - If planted in the ground space plants 8" - 12" apart, otherwise plant in containers and bring inside when night time temperatures drop below 50° F.

Plant Specs - Full sun to partial shade. Can be grown year round in pots if cared for properly.

Plant - Sweet Marjoram

Seed Source - Seed Savers Exchange

Crop info - Leaves are used for flavoring, similar to oregano but sweeter.

Transplant info - Space plants 6" - 8" apart

Plant Specs - Perennial in zones 6 - 8 but grown as an annual in the north. Full sun, likes well drained soil.

Plant - Wormwood

Seed Source - Seed Savers Exchange

Crop info - Leaves are used to repel insects and to make a medicinal tonic. Wormwood is also one of the herbs used to flavor absinthe.

Transplant info - Space plants 2' - 3' apart. Use in borders, plant in groups or singly as specimen plants.

Plant Specs - Full sun, perennial in zones 3 - 8. Prefers rich, moist and well drained soils. Has lacy, gray/green foliage. Very showy.

Plant - Thyme

Seed Source - Seed Savers Exchange

Crop info - Harvest stems of leave for flavoring various dishes, breads, etc.

Transplant info - Space plants 6" - 12" apart.

Plant Specs - Plants grow 6" - 12" tall, and like full sun to partial shade and prefers well drained dry soil. Perennial in zones 5 - 8.

Fennel

Plant - Bronze Fennel

Seed Source - Seed Savers Exchange

Crop info - Grown for leaves, stalks and seed. Does not form an edible bulb.

Transplant info - Space plants 12" - 16" apart in single rows or in blocks of alternating rows.

Plant Specs - Plant has a bronze crest and habit as with dill or other fennels.

Plant - Florence Fennel

Seed Source - Seed Savers Exchange

Crop info - Grown for bulb, stalks, leaves and seed

Transplant info - Space plants 10" - 12" apart in single rows or in blocks of alternating rows.

Plant Specs - Grows to 3' tall.

Basil

Plant - Thai Basil

Seed Source - Seed Savers Exchange

Crop info - Spicy scent and flavor reminiscent of anise and cloves. Green, spear shaped leaves with purple flowers.

Transplant info - Space plants 4" - 6" apart in single rows or blocks of alternating rows. Grow in containers or as an edible ornamental.

Plant Specs - Annual. Full sun.

Plant - Dark Purple Opal

Seed Source - Seed Savers Exchange

Crop info - Deep purple slightly serrated leaves and purple flowers.

Transplant info - Space 4" - 6" apart in single rows or blocks of alternating rows. Grow in containers or as an edible ornamental as well.

Plant Specs - Full sun, annual.

Plant - Mrs. Burns Lemon basil

Seed Source - Seed Savers Exchange

Crop info - Small green leaves with white flower stalks. Good for drying.

Transplant info - Space 4" - 6" apart in single rows or blocks of alternating rows. Grow in containers or as an edible ornamental as well.

Plant Specs - Full sun, annual.

Plant - Lettuce Leaf basil

Seed Source - Seed Savers Exchange

Crop info - Large 3" - 4" savoyed and fluted broad spear shaped leaves.

Transplant info - Space 4" - 6" apart in single rows or blocks of alternating rows. Grow in containers or as an edible ornamental as well.

Plant Specs - Full sun, annual. Plants grow 18" - 24" tall.

Plant - Globe basil

Seed Source - Seed Savers Exchange

Crop info - Small, spear shaped leaves, green. Slow to go to seed, with a spicey aroma and flavor.

Transplant info - Space 4" - 6" apart in single rows or blocks of alternating rows. Grow in containers or as an edible ornamental as well.

Plant Specs - Full sun, annual. Forms a rounded globe shaped bush 12" - 18" high/wide.

Plant - Genovese basil

Seed Source - Seed Savers Exchange

Crop info - Classic Italian basil. Plant produces large green, spear shaped leaves. Makes an excellent pesto.

Transplant info - Space 4" - 6" apart in single rows or blocks of alternating rows. Grow in containers or as an edible ornamental as well.

Plant Specs - Full sun, annual. 18" - 24" high.

Plant - Cinnamon basil

Seed Source - Seed Savers Exchange

Crop info - Cinnamon scented/flavored leaves. Works well when paired with fruit and Stevia in a salad or compote.

Transplant info - Space 4" - 6" apart in single rows or blocks of alternating rows. Grow in containers or as an edible ornamental as well.

Plant Specs - Full sun, annual. 24" tall with purple/red stalks and pink flowers.



Available May through August

4" pots :: 1 gallon container :: Plugs (by the tray or single plug) unless noted

Nasturtium - edible

Nasturtiums make great decorative plants and provide a wonderful peppery green that can be used in salads and other cooked recipes. Use the flowers as an edible garnish and the leaves as you would a mustard green. **(4" pot and 1 gallon container only)**

Plant - Tall Trailing, Single Flower Mix

Seed Source - Ed Hume Seeds

Crop info - Edible flowers and leaves

Transplant info - Take care to not disturb roots, plant in full sun

Plant Specs from the seed supplier - Can be used on trellises, walls, arbors or as a summer ground cover. Height 3'-5'

Plant - Alaska (dwarf single flowering)

Seed Source - Ed Hume Seeds

Crop info - Edible flowers and leaves

Transplant info - Take care to not disturb roots, plant in full sun

Plant Specs from the seed supplier - Good for spot color, borders, or massing. Flowers appear above foliage and bloom over an extended time. Height 16" - 18"

Plant - Jewel Mixed Colors

Seed Source - NK Lawn & Garden

Crop info - Edible flowers and leaves

Transplant info - Take care to not disturb roots, plant in full sun

Plant Specs from the seed supplier - Good for edging or mass planting, good for window boxes or planters. Height 12"

Sunflower - edible

In addition to providing edible seeds, the buds of sunflowers are edible and can be cooked and eaten as artichokes are. **(4" pot only)**

Plant - Sunspot

Seed Source - Lilly Miller

Crop info - Edible seeds and buds.

Transplant info - Take care to not disturb roots when transplanting, full sun. Spacing 12"

Plant Specs from the seed supplier - Dwarf plant, large yellow flowers. Height 2' - 3'

Plant - Lemon Queen

Seed Source - Lilly Miller

Crop info - Edible seeds and buds.

Transplant info - Take care to not disturb roots when transplanting, full sun. Spacing 18"

Plant Specs from the seed supplier - Well branched plant produces 10" lemon yellow flowers. Height 5'

Plant - Autumn Beauty

Seed Source - NK Lawn & Garden

Crop info - Edible seeds and buds

Transplant info - Take care to not disturb roots when transplanting, full sun. Spacing 6" - 8"

Plant Specs from the seed supplier - Deep yellow-gold, brick red, and burgundy flowers. Long stemmed flowers are 8" across. Height 5' - 7'

Plant - Incredible

Seed Source - Ed Hume Seeds

Crop info - Edible seeds and buds

Transplant info - Take care to not disturb roots when transplanting, full sun. Spacing 8"

Plant Specs from the seed supplier - Large flowers on a dwarf plant. Flowers 7" - 9" across. Plants are 15" - 20" tall.

Other, strictly ornamental flowers

Marigold

Not an edible plant, Marigold is however a beautiful bedding plant as well as being useful in agroecological row cropping systems. Marigolds can be used in a 'Push Pull' system, driving off unwanted insects from vulnerable vegetables and greens, while you provide a sacrifice crop in another area to pull the pests away.

Plant - French Double Dwarf Mixed Colors

Seed Source - NK Lawn & Garden

Crop info - Ornamental flowers

Transplant info - Take care to not disturb roots when transplanting, full sun. Spacing 6"

Plant Specs from the seed supplier - Good for edging, or spot color. Height 6"-8"

Plant - Crackerhack Mixed Colors

Seed Source - NK Lawn & Garden, Ed Hume Seeds

Crop info - Ornamental flowers

Transplant info - Take care to not disturb roots when transplanting, full sun. Spacing 12" - 18"

Plant Specs from the seed supplier - Good for tall borders, plant in full sun. Height 2.5'-3'

Plant - Queen Sophia

Seed Source - NK Lawn & Garden

Crop info - Ornamental flowers

Transplant info - Take care to not disturb roots when transplanting, plant in full sun.

Plant Specs from the seed supplier - Good for massed plantings or spot color, borders, etc. Height 10"

Plant - Sparky

Seed Source - Lilly Miller

Crop info - Ornamental flowers

Transplant info - Take care to not disturb roots when transplanting, plant in full sun. Spacing 8"-12"

Plant Specs from the seed supplier - Forms a dens mound covered with double blossoms. Flowers are a mix of orange, mahogany. Blooms should last until first frost. Height 14"-16"

Plant - Petite

Seed Source - Lilly Miller, Ed Hume Seeds

Crop info - Ornamental flowers

Transplant info - Take care to not disturb roots during transplant, plant in full sun. Spacing 8" in all directions. Spacing 12"

Plant Specs from the seed supplier - Double flowers, good for borders and mass plantings. Height 6" -8"

Plant - Starfire signet mix

Seed Source - Ed Hume Seeds

Crop info - Ornamental Flowers

Transplant info - Take care to not disturb roots when transplanting, full sun, spacing 10" - 12"

Plant Specs from the seed supplier - Also called a 'bush marigold', plants form a mounded shape. Good for borders or spot color. Height 8" - 12"

Plant - Snapdragon - Carousel

Seed Source - Lilly Miller

Crop info - Ornamental flowers

Transplant info - Full sun, spacing 8"

Plant Specs from the seed supplier - Mixed colors, height 24" - 30"

Plant - Penstemon - Rainbow mix

Seed Source - Ed Hume Seeds

Crop info - Ornamental bell shaped flowers flowers attract humming birds

Transplant info - Full sun, spacing 12" - 18"

Plant Specs from the seed supplier - Wide color range with emphasis on red shades. Height 30"

Plant - Poppy - Oriental Scarlet

Seed Source - Lilly Miller

Crop info - Ornamental flowers

Transplant info - Full sun, spacing 15"

Plant Specs from the seed supplier - Black blotched crimson blossoms, this perennial plant may not bloom until its second year. Height 3'

Plant - Love-In-A-Mist Persian Jewels

Seed Source - Lilly Miller

Crop info - Ornamental flowers and ornamental seed pods

Transplant info - Full sun, spacing 6"

Plant Specs from the seed supplier - Multi colored flowers will be replaced by seed pods that work nicely in flower arrangements. Colors range from pink to blue to purple. Height 18" - 24"

Plant - Canary Bird Vine

Seed Source - Ed Hume Seeds

Crop info - Ornamental climbing vine

Transplant info - Full sun, provide support as this is a climbing vine. Spacing 12"

Plant Specs from the seed supplier - A nasturtium relative, this fast climbing vine produces lemon yellow flowers. Height 8'-12'

Plant - Bachelor's Button - Blue Boy

Seed Source - NK Lawn & Garden

Crop info - Ornamental flower

Transplant info - Full sun, spacing 12"

Plant Specs from the seed supplier - Brilliant blue flowers, good for dried flower arrangements. Height 30"

Plant - Cleome - Rose Queen

Seed Source - NK Lawn & Garden

Crop info - Ornamental flowers

Transplant info - Full sun, spacing 16" - 24"

Plant Specs from the seed supplier - Clusters of delicate pink flowers. Height 4' or more.

Plant - Jacob's Ladder - Blue

Seed Source - Plantation Products

Crop info - Ornamental flowers

Transplant info - Full sun, spacing 18"

Plant Specs from the seed supplier - Nodding clusters of blue cup shaped flowers. Height 18" - 36" Perennial, cut back to encourage continuous flowering and mulch to protect from harsh winters. Hardy in zones 2-8.

Plant - Chinese Lantern

Seed Source - NK Lawn & Garden

Crop info - Bright orange papery husks, pick, strip leaves from stalks and hang in a warm, dry location for use as decorations and in dried flower arrangements.

Transplant info - Full sun, spacing 2'

Plant Specs from the seed supplier - Papery lanterns are produced freely on vigorous plants. Height 18"

Plant - Lupine - Russel mix

Seed Source - Lilly Miller

Crop info - Ornamental flowers

Transplant info - Full sun, spacing 18"

Plant Specs from the seed supplier - Tall, stunning plant, perennial. Height 3'-4'

Plant - Lupine - Scarlet

Seed Source - Plantation Products

Crop info - Ornamental flowers

Transplant info - Full sun. Spacing 18" - 24"

Plant Specs from the seed supplier - Perennial, hardy zones 4-9. Height 24" - 48"

Plant - Lobelia - Dwarf Crystal Palace

Seed Source - Lilly Miller

Crop info - Ornamental flowers with bronzed foliage

Transplant info - Full sun, in containers or the ground. Spacing 6"

Plant Specs from the seed supplier - Compact dwarf great for edging and containers. Intense cobalt color. Height 4" - 6"

Plant - Lobelia - Crystal Palace

Seed Source - Ed Hume Seeds

Crop info - Ornamental flowers

Transplant info - Full sun in the ground or containers. Spacing 4" - 6"

Plant Specs from the seed supplier - Compact plant good for edging, in rock gardens or in containers. Deep blue flowers. Height 5" - 6"

Plant - Lobelia - Cascade mixed colors

Seed Source - NK Lawn & Garden

Crop info - Ornamental flowers

Transplant info - Full sun. Spacing 4" - 6"

Plant Specs from the seed supplier - Trailing type good for containers or flower boxes. Mixed colors. Height 8"

Plant - Lobelia - Trailing Sapphire

Seed Source - Ed Hume Seeds

Crop info - Ornamental flowers

Transplant info - Full sun. Spacing 6" - 8"

Plant Specs from the seed supplier - Trailing plant to 12", great for hanging baskets, containers and flower boxes.

Plant - Rock Cress - Pink

Seed Source - Plantation Products

Crop info - Ornamental flowers

Transplant info - Full sun. Spacing 15" - 18"

Plant Specs from the seed supplier - Ping flowers cover low growing mats of silvery-green, toothed foliage. Height 6" - 8"

Plant - Rock Cress - White

Seed Source - Plantation Products

Crop info - Ornamental flowers

Transplant info - Full sun. Spacing 12" - 15"

Plant Specs from the seed supplier - Small spikes of white flowers on loose, spreading mat of woolly evergreen leaves. Height 4" - 8"

Plant - Mimulus

Seed Source - Ed Hume Seeds

Crop info - Ornamental trumpet shaped flowers have chestnut to brick red spots and blotches on a pale to strong yellow background.

Transplant info - Shade to full sun. Spacing 8"

Plant Specs from the seed supplier - Also known as 'Monkey Flower', does well in shady areas. Height 12"

Plant - Candy Tuft

Seed Source - Lilly Miller

Crop info - Ornamental flowers and foliage. Evergreen perennial

Transplant info - Full sun. Spacing 12"

Plant Specs from the seed supplier - Clusters of small white flowers with small dark green leaves. Good for edging and in rock gardens. Height 8" - 10"

Plant - Petunia - Viola Blue

Seed Source - Lilly Miller

Crop info - Ornamental flowers

Transplant info - Full sun to partial shade. Spacing 8"

Plant Specs from the seed supplier - Trumpet shaped flowers are great as spot color, for borders, planted in clusters and in containers, window boxes, etc. Height 12" - 18"

Plant - Rudbeckia - Black-Eyed Susan

Seed Source - Lilly Miller

Crop info - Ornamental flowers

Transplant info - Full sun. Spacing 12"

Plant Specs from the seed supplier - 2" - 4" flowers have yellow/orange petals around a deep brown/black center. Height 2' - 3'

Plant - Coreopsis

Seed Source - Plantation Products

Crop info - Ornamental flowers

Transplant info - Full sun. Spacing 18" - 30"

Plant Specs from the seed supplier - Lance shaped leaves with bright yellow flowers. Good for borders or mass plantings. Height 1' - 3'

Plant - Canterbury Bells - Calycan Mixed Colors

Seed Source - NK Lawn & Garden

Crop info - Ornamental flowers

Transplant info - Full sun. Spacing 12" - 18"

Plant Specs from the seed supplier - Biennial with loose clusters of bell shaped flowers. Colors range from white to pink to purple. Height 2' - 3'

Notes On Popping Plugs, Planting and Growing Systems

A note on popping plugs

Some of the plants I sell are available by the 50 count or 72 count plug trays. These trays are a very efficient way of starting seedlings, especially for things like greens. If you've never used plug trays before and are buying whole trays for the first time, here's my favorite way of loosening (popping) the plugs from the tray.

First off, make sure that the tray was well watered either the day before or a few hours before you plan on transplanting your seedlings. Prepare your bed, trenches, etc. prior to planting the plugs. I like to use a dibble (a conical shaped stick or dowel) to punch holes in the ground that are the same size or a bit larger than the plug. To pop the plug, just turn the tray on its edge and use the blunt end of a chop stick to push up through the hole in the bottom of each plug cell. You can do the whole tray at once, pushing each plug out of it's cell, or you can pop them a row at a time.

If you don't have a spare chopstick handy (I like the bamboo ones), you can use the eraser end of a pencil, or anything else that's about the same size as the hole in the bottom of the cell.

The plugs will most likely pop out of the tray and drop to the ground, don't be worried, just pick the top ones from the pile first and set them into the holes in the ground or the trench you've made. I'm not too delicate with the plugs or seedlings. They don't seem any worse for the wear being treated this way. But make sure you give them a good watering after you've got them all planted.

Working with plugs is particularly handy if you plan on planting into plastic or other ground cover.

Planting Plugs Using a Planting Grid and Dibble

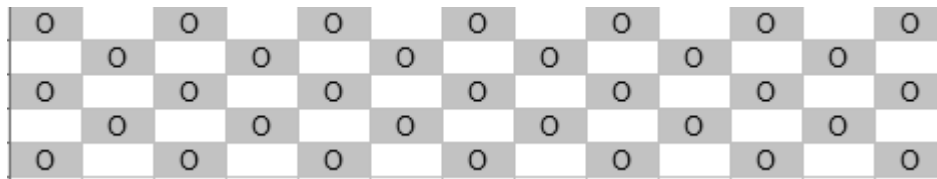
When I plant plugs I find that it's easiest to use a planting grid and dibble. The grid keeps your lines straight and makes sure that the spacing is uniform, and the dibble will make the holes in the ground quickly. A dibble is nothing more than a round piece of wood or plastic (most often a 1" diameter dowel or old broom handle) that is tapered at one end. If you don't feel like making your own dibble, you can buy them online. In fact this is what I did after using a home made dibble for a year. There are many wood shops and other garden supply companies with dibbles for sale online.

The second tool, the planting grid can be easily made out of any large netting. My product of choice is the plastic orange construction netting found at any big box building supplier. I have sections of netting for sale as well and can cut it to order for you when you pick up your plant order.

Simply place the grid on the ground where you will be planting and using the netting as your guide, make the holes in the ground with your dibble. Don't worry if the hole is deeper than your plug is tall, generally, if your soil is nice and loose, as you punch more holes in the ground with the dibble, you'll wind up knocking some soil into the hole, so that extra depth is kind of handy.

Make all of your holes at once, then pull the grid and lay it off to the side. Pop your plugs and just pick each plug up by the plant and place it in the hole. You can firm the soil around the plug if you want to, but I usually don't bother. When I water, the soil will compact around the plugs.

I like to plant in blocks of alternating rows for crops like greens, and some of the cole crops like Kohlrabi, sprouting broccoli, etc.. the pattern in the planting grid looks like this -



By planting dense like this, quite often your crop will crowd out any weed seedlings. It doesn't work for all weeds, for instance, grass will come up through the pattern, but many weed seedlings will be overwhelmed by your crop.

For other plants like onion and leek sets, or garlic bulbs I'll put a hole in each cell of the planting grid. I plant extra dense like this for garlic because I grow it for the green garlic and not head garlic, and the onions and leeks will be thinned for young crops as well. If you do plan on growing garlic for the heads, but you like green garlic too, plant densely and harvest every other plant for the green garlic in late winter/early fall, then let the rest mature.

Building And Working With Low Tunnels

Tunnels, both low and high, are becoming very popular with farms and even gardeners wanting to extend the growing season for a variety of crops.

High tunnels are often built using standard greenhouse bows and can be very large and relatively expensive to purchase and install, although they can be built with heavy PVC. Low tunnels, on the other hand, are very economical and easy to build using materials that can be found at most farm stores and big box construction stores. They also have the advantage of being easily scaleable to fit what ever amount of ground you want to plant into.

I use 1/2" X 10' schedule 40 PVC, fiberglass fence posts and 1 year greenhouse film. I prefer the greenhouse film to visqueen as the plastic is clearer than the visqueen and it has some UV protection, enabling it to last longer than the visqueen. Greenhouse film can be purchased at any nursery supply store, you're not likely to find it at the garden center or construction store.

You can see a short slide show on growing crops and the tunnels at the farm's Youtube chanel - <http://www.youtube.com/user/TheLittleHomestead?feature=mhsn>

I'll be posting more extensive slideshows and videos on working with and building tunnels, using planting grids and other helpful gardening information during the year. I'll also be offering classes and workshops on tunnels and the other growing systems I use here on the farm. To receive notices of classes and workshops, just send me an email and I'll put you on the mailing list.

Not online? Give me a ring or send me a postcard so I have your name and address and I'll put you on the hard copy mailing list.

The Little Homestead

email loiosh@molalla.net :: Office (503) 829-2008 :: Cel (503) 431-9985

Business hours 9:00am ~ 5:00pm daily
27948 S HWY 213, Mulino, Oregon 97042

